



District Report Card: 2017


State: Tamil Nadu	District: Sivaganga
Class: 5	Subject: Language
Schools: 57	Students: 771


Participation/Coverage


Students

<div>GENDER</div> <div></div>	Boys		Girls	
	Number	%	Number	%
	387	50.19	384	49.81

<div>AREA</div> <div></div>	Rural		Urban	
	Number	%	Number	%
	586	76.01	185	23.99

<div>CATEGORY</div> <div></div>	SC		ST		OBC		GEN	
	Number	%	Number	%	Number	%	Number	%
	154	19.97	0	0.00	574	74.45	43	5.58

<div>CWSN</div> <div></div>	LD	VI	HI	S&LD	ID	Oth
	0	0	0	0	0	0

<div>Management</div> <div></div>	Government		Government-aided	
	Number	%	Number	%
	483	62.65	288	37.35

Average Performance of Students in Language (%)

Overall	Gender		Area		Management		Social Group			
	Male	Female	Rural	Urban	Govt.	Aided	SC	ST	OBC	GEN
62.01	60.45	63.58	61.88	62.41	58.90	67.22	62.47	0.00	61.84	62.64

Performance on Learning Outcomes (LOs)

Learning Outcomes	Description	Average Performance(%)
L504	Reads and comprehends independently storybooks, news items/ headlines, advertisements etc.	63.14
L508	Reads text with comprehension, locates details and sequence of events	61.44

Range of Performance of Students who Answered Correctly							
Below 30%		30% - 50%		50% - 75%		Above 75%	
Number	%	Number	%	Number	%	Number	%
67	8.69	171	22.18	287	37.22	246	31.91

Lowest Performing Learning Outcomes (LOs)

- 1 - Reads text with comprehension, locates details and sequence of events (61.44)
- 2 - Reads and comprehends independently storybooks, news items/ headlines, advertisements etc. (63.14)